



# Operation Instructions

LED T8 Tube Lights  
Double ended By Pass / Line Voltage

Product Name: **LED T8 Tube Series - 43W**  
Product Model: **LED43WT8/96/835-R17D-G8,**  
**LED43WT8/96/840-R17D-G8, LED43WT8/96/850-R17D-G8**

## 1. Product Features:

- UL certified
- Full glass housing: No Aging, Yellowing, Bending.

## 2. Product Applications:

Widely used in residential buildings, offices, shopping malls, supermarkets, hospitals, assembly lines, warehouses, etc. for energy saving illumination.

## 3. Installation Instructions:

Please completely comply with these instructions and notes, to ensure that the product is operated in a safe condition.

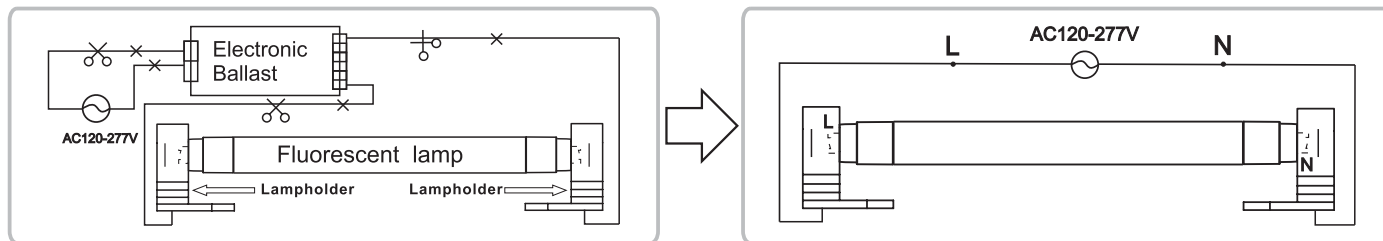
### **Safety Precautions:**

For your and others' safety, please read the precaution carefully before installation:

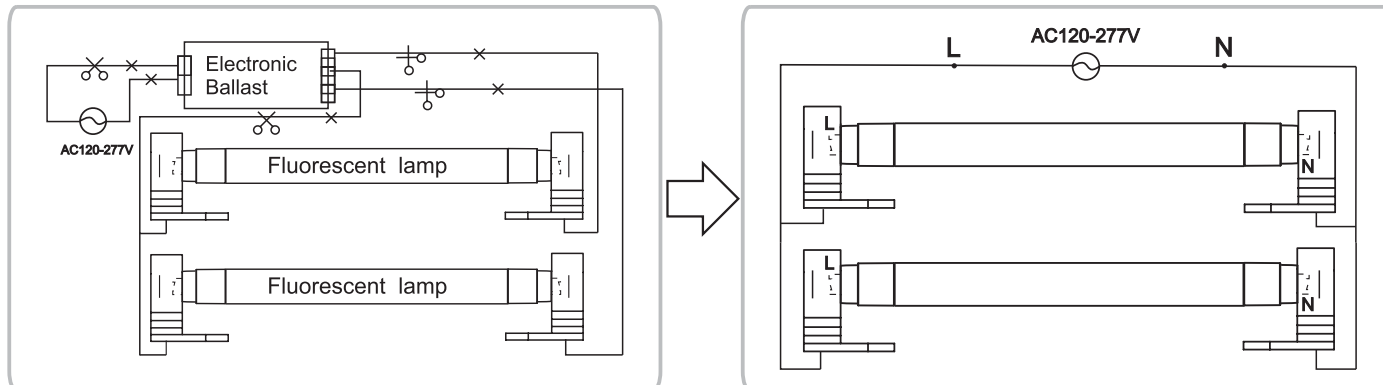
- (1). Product should be installed by qualified electrician.
- (2). Switch off the power supply before commencing work, make sure correct connection before power on.
- (3). Not for emergency lighting.
- (4). OPERATED WITH METAL FIXTURE ONLY.
- (5). Not suitable for vapor-tight luminaires.

## Wiring Instruction - Electronic Ballast

### Retrofit luminaire with 1 lamp

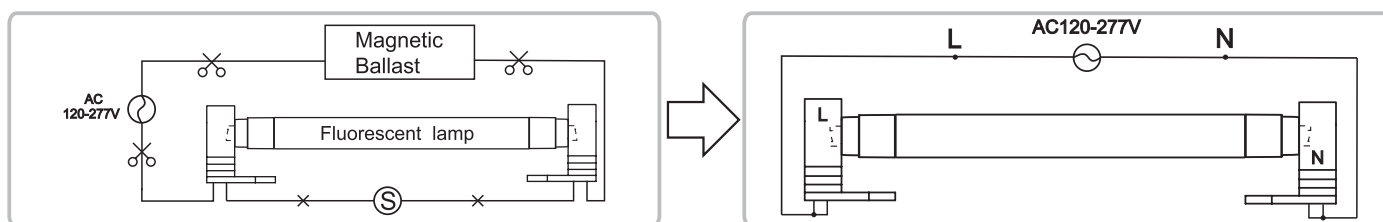


### Retrofit luminaire with 2 lamps



## Wiring Instruction - Magnetic Ballast

### Retrofit luminaire Magnetic Ballast



The units covered by this report were intended to retrofit surface mount with diffuser for these models, Type IC or non-IC recessed mount listed fluorescent luminaires that use maximum two tubular lamps, the minimum lamp compartment dimensions are tabulated below:

Model Number	MINIMUM LAMP COMPARTMENT DIMENSIONS [Length x Width x Height] [cm]	Lamp Quantity
LEDXXWT8/96/8XX-R17D-G8	244 x 27 x 7	2



## **WARNING:**

**WARNING - Risk of fire or electric shock.** LED Retrofit Kit installation requires knowledge of luminaires electrical systems. If not qualified, do not attempt installation. Contact a qualified electrician.

**WARNING - Risk of fire or electric shock.** Install this kit only in the luminaires that have the construction features and dimensions shown in the photographs and/or drawings and where the input rating of the retrofit kit does not exceed the input rating of the luminaire.

**WARNING -To prevent wiring damage or abrasion, do not expose wiring to edges of sheet metal or other sharp objects.**

**Do not make or alter any open holes in an enclosure of wiring or electrical components during kit installation.**

**Installers should not disconnect existing wires from lamp holder terminals to make new connections at lamp holder terminals. Instead installers should cut existing lamp holder leads away from the lamp holder and make new electrical connections to lamp holder lead wires by employing applicable connectors.**

**THE RETROFIT ASSEMBLY IS ACCEPTED AS A COMPONENT OF A LUMINAIRE WHERE THE SUITABILITY OF THE COMBINATION SHALL BE DETERMINED BY UL OR AUTHORITIES HAVING JURISDICTION.**

**THERE ARE LED TUBE, OPERATION INSTRUCTION AND FIELD APPLIED LABEL IN THIS RETROFIT KIT.**

This device complies with Part 15 of the FCC Rules. Operation is subject to the following two conditions:  
(1) this device may not cause harmful interference,  
and (2) this device must accept any interference received, including interference that may cause undesired operation.

A-3  
watch > like > follow

